



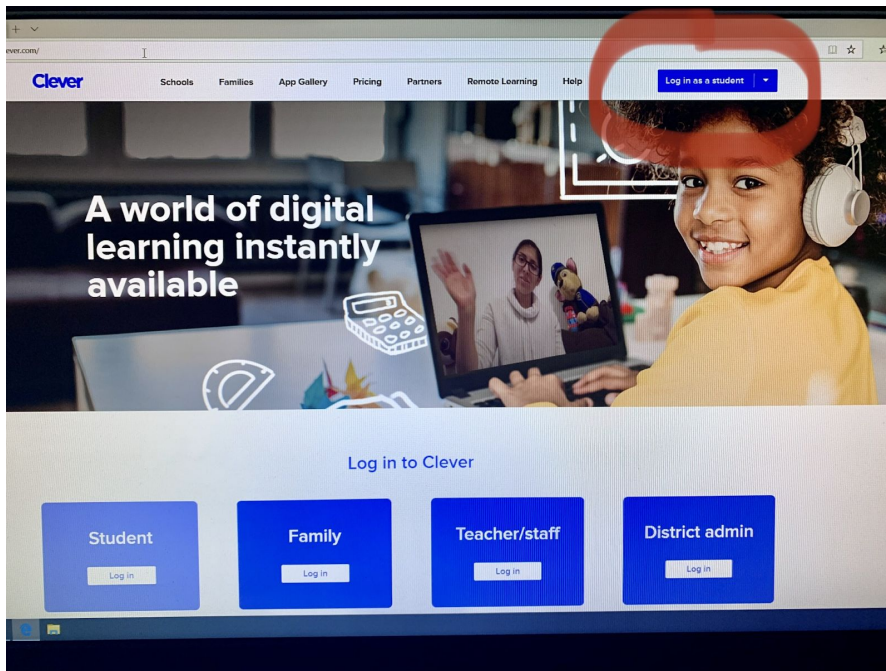
Hello Epic Families,

One of our amazing support programs we have is called Homework Help. This is a 24 hour online tutoring program. Students can login to Homework Help when they are struggling with a concept, or they can schedule a weekly appointment.

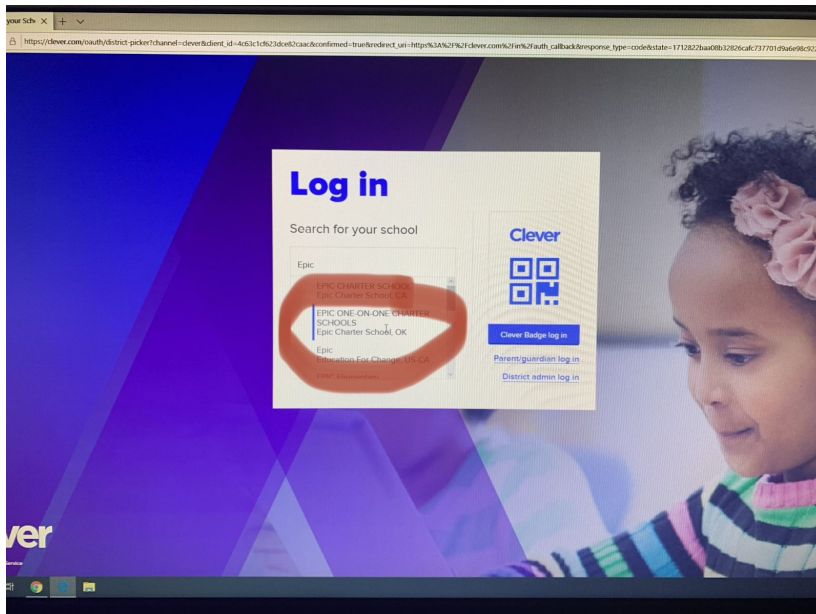
To ensure that our students know how to use this support program we need each student, grades 3-12, to login and complete the orientation and a lesson. Below you will find the instructions to complete this process.

Step 1. Login to Clever

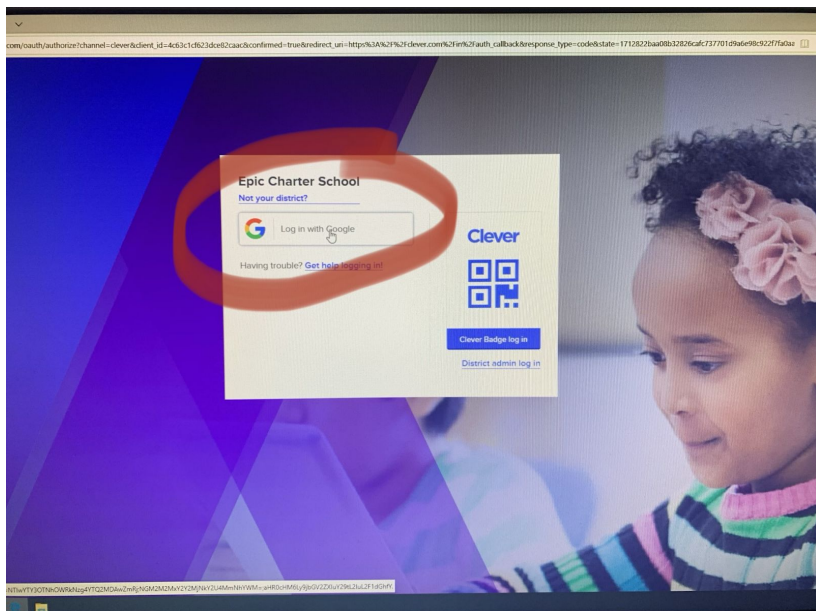
- Open up google chrome and and type clever.com
- Click on login as student



- A window will open with a prompt to search for school. Type in Epic, but make sure and choose the one that says Epic One on One Charter Schools, Epic Charter Schools OK




- Then login with Google. This should be the students' school email. A students email is their first and last initials followed by their Epic student ID# @epiccharterschools.org (ex. ds201555@epiccharterschools.org) (You can find your student IDs by going to the parent portal and clicking on the arrow next to your child's name on the dashboard. Their username is listed next to "Google ID".) The password is Epic1234 or Epic12345, unless you have changed it in years past. Always write your new passwords down somewhere.



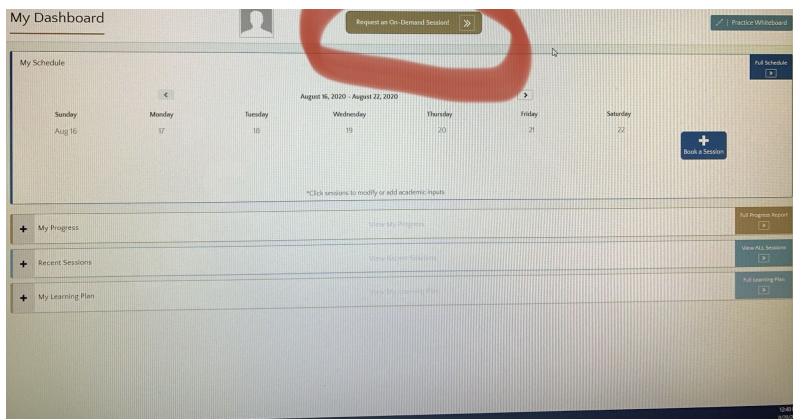
Step 2: Open Up Homework Help

- Click on the icon shown below, Epic Homework Help. You may have to scroll down.



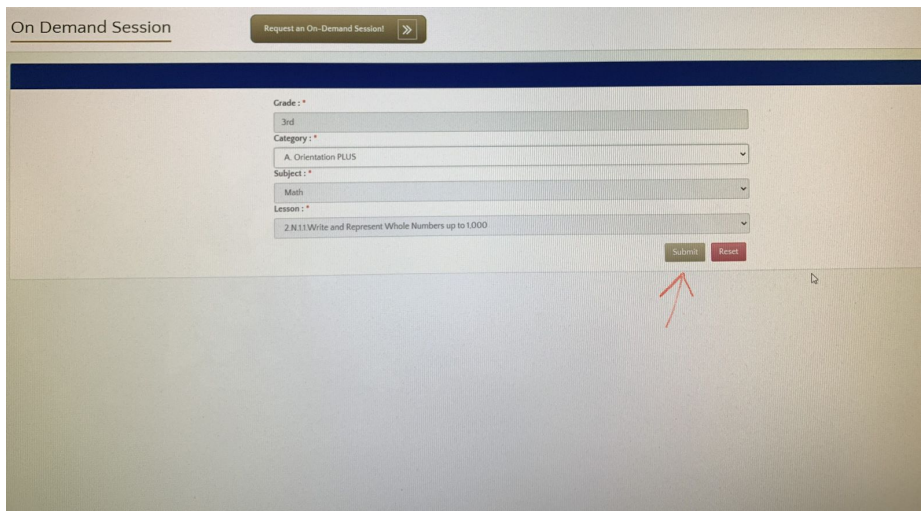
Step 3: Follow the steps below to join a tutoring session, and then complete the orientation and a lesson with the tutor.

- Click on Request on OnDemand Session



- Student's grade should appear in the first dropdown menu
- Choose A: Orientation Plus and the rest of the boxes will fill in automatically

- Click the submit button



The screenshot shows a web interface for an 'On Demand Session'. At the top, there is a header with the text 'On Demand Session' and a button labeled 'Request an On-Demand Session' with a right-pointing arrow. Below the header is a form with several dropdown menus. The 'Grade' dropdown is set to '3rd'. The 'Category' dropdown is set to 'A. Orientation PLUS'. The 'Subject' dropdown is set to 'Math'. The 'Lesson' dropdown is set to '2.N.11 Write and Represent Whole Numbers up to 1,000'. At the bottom right of the form, there are two buttons: a grey 'Submit' button and a red 'Reset' button. A red arrow points to the 'Submit' button.

- You will be connected with a tutor. Follow their instructions and complete the Orientation and Lesson. Make sure and complete the survey at the end.

Please let me know if you have any questions or problems with this.